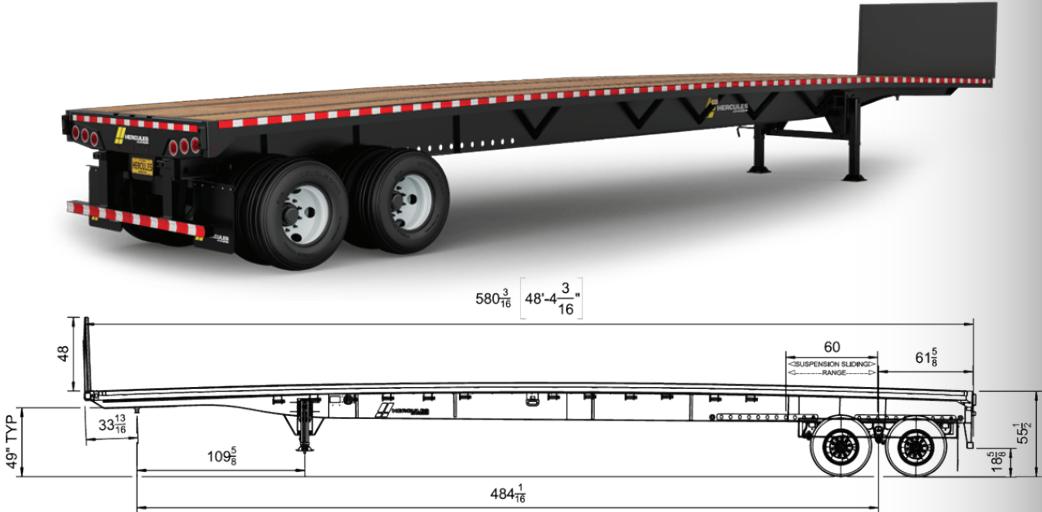





MODEL	48 Feet Steel Flatbed Spring Slider
Length	48 feet
Width	102 feet
Beam Rating	Coil: 46,300lbs 120": 50,000lbs 180": 60,000lbs DISTRIBUTED: 80,000LBS
GVWR	76,000lbs
Est. Tare*	11,860 +/- 2%
Design & Materials	Validated with over 23 CAE Simulations High-Strength Steel in all product Main Frame in GR 50 & GR 80 Steel GR 130 Flanges I-BEAM Crossmembers Rear Bumper DOT & FMVSS compliant
Floor	1-1/8 inch thick Apitong Wood flooring Optimized Design Bolted in every Crossmember
Undercarriage	9000 / 9700 Slider 25k Axle 77, 5 25k GAWR 23K A440 Landing Gear ABS system
Preparation & Finishing	100% Shot Blasted Zinc-rich epoxy Primer and TOP-COAT
Accessories and Parts	12 Steel winches slide (total product length) Lights and Harnesses Removeable steel bulkhead



*Tare per standard configuration (14ply tires, 12 steel winches and NO bulkhead)



Contact Info

-  321 Valley Rd. Hillsborough, NJ 0884
-  908.369.0000
-  www.herculeschassis.com



FLATBED TRAILER CATALOG

MODEL	48 Feet Steel Flatbed Air Ride Widespread
Length	48 feet
Width	102 feet
Beam Rating	Coil: 46,300lbs 120": 50,000lbs 180": 60,000lbs DISTRIBUTED: 80,000LBS
GVWR	76,000lbs
Est. Tare*	11,860 +/- 2%
Design & Materials	Validated with over 23 CAE Simulations High-Strength Steel in all product Main Frame in GR 50 & GR 80 Steel GR 130 Flanges I-BEAM Crossmembers Rear Bumper DOT & FMVSS compliant
Floor	1-1/8 inch thick Apitong Wood flooring Optimized Design Bolted in every Crossmember
Undercarriage	INTRAAX AANT 77,5 23K GAWR 23K A440 Landing Gear ABS system
Preparation & Finishing	100% Shot Blasted Zinc-rich epoxy Primer and TOP-COAT
Accessories and Parts	12 Steel winches slide (total product length) Lights and Harnesses Removeable steel bulkhead



*Tare per standard configuration (14ply tires, 12 steel winches and NO bulkhead)

MODEL	48 Feet Steel Flatbed Air Ride Slider
Length	48 feet
Width	102 feet
Beam Rating	Coil: 46,300lbs 120": 50,000lbs 180": 60,000lbs DISTRIBUTED: 80,000LBS
GVWR	76,000lbs
Est. Tare*	12,100 +/- 2%
Design & Materials	Validated with over 23 CAE Simulations High-Strength Steel in all product Main Frame in GR 50 & GR 80 Steel GR 130 Flanges I-BEAM Crossmembers Rear Bumper DOT & FMVSS compliant
Floor	1-1/8 inch thick Apitong Wood flooring Optimized Design Bolted in every Crossmember
Undercarriage	9100 Slider Frame Air Ride 23K GAWR 23K A440 Landing Gear ABS system
Preparation & Finishing	100% Shot Blasted Zinc-rich epoxy Primer and TOP-COAT
Accessories and Parts	12 Steel winches slide (total product length) Lights and Harnesses Removeable steel bulkhead



*Tare per standard configuration (14ply tires, 12 steel winches and NO bulkhead)